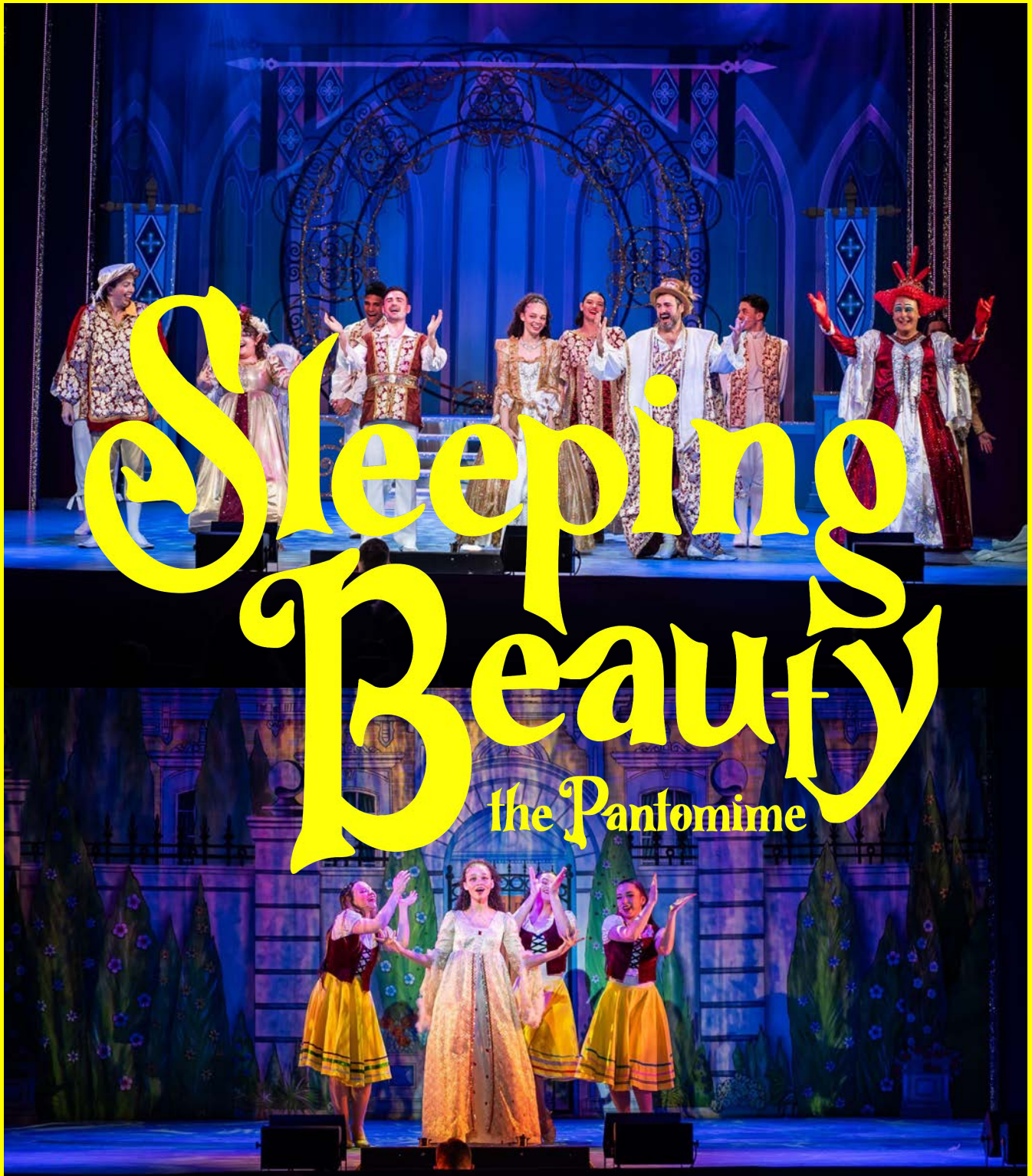


**A WORTHING THEATRES AND MUSEUM WITH
PAUL HOLMAN ASSOCIATES PANTOMIME IN THE PAVILION
THEATRE**



worthing theatres
and museum

ACCESS GUIDE

SLEEPING BEAUTY

MEET THE CHARACTERS



MICHAEL THE GARDENER

Michael Auger



PRINCESS ARIANA

Marcavia McCarthy



FAIRY AMETHYST

Katie Pritchard




EVIL UNDERLORD

Patrick Monahan



QUEEN DOROTHIA

Ross Muir



MUDDLES

Jay Rawlings



ENSEMBLE

Deanna Symes



ENSEMBLE

Elliot Copeland



ENSEMBLE

Harriet Hargreaves



ENSEMBLE

Kai Dawkins



ENSEMBLE

Mia Briant



ENSEMBLE

Valentino Natale

SLEEPING BEAUTY PROPS

These props appear in the show and though they may look scary we promise they are harmless and very safe.



CHAIRS

This Chair are balanced on Muddles's chin and are made of lightweight plastic



BABY DRAGON

This is a hand puppet controlled by Muddles and is made of fabric and foam



ROSE

This is made out of plastic and foam and shaped into a rose shape



UNDERLORD WAND

Made of wood and painted in Black and green colours



FAIRY WAND

Made of wood and painted in bright pink and purple colours



GIANT MAP

This is two separate maps joined together to give the giant map



DRAGON

Made of wood, foam and fabric and controlled by the stage crew on flying wires from the wings



MAGIC AXE

Made of Wood and painted and varnished in gold and brown. The Axe is not sharp at all



WHEELBARROW

Normal garden wheelbarrow and painted pink

SLEEPING BEAUTY

Special Effects

These Special Effects Happen in the show and though they may look scary we promise they are harmless and very safe. There are also sometimes loud bangs.



LOW SMOKE

We use Low Smoke that goes across the floor during some parts of the show



SMOKE JETS

We use Smoke jets which come out of the stage during the cave scene



HAZE

We use haze throughout the show to make the beams of the lights show up



SPARKS AND PYROTECHNICS

We use Cold Sparks everything the fairy comes onto the stage and we use a pyrotechnic flash during the ballroom cleaning scene in Act 1



LIGHTING AND STROBE

We use strobe lighting and lightning projection in the show, mainly at the start of Act 2 and for some of the spells



CONFETTI STREAMERS

Right at the end of the show when the cast are bowing we have streamers which go across the audience. They do have a large bang when they go off

SLEEPING BEAUTY PRODUCTIONS SHOTS



SLEEPING BEAUTY PRODUCTIONS SHOTS



SLEEPING BEAUTY PRODUCTIONS SHOTS



SLEEPING BEAUTY

VISUAL STORY

ACT 1

PROLOGUE

We meet Fairy Amethyst who talks us through what happened when the princess was born and the evil underlord appears



SCENE 1 - VILLAGE OF DILLY DALE

We go forward 21 years and meet the princess, Micheal, Queen and Muddles in the village of Dillydale



SCENE 2 - PALACE GARDENS

The Evil Underlord meets
Muddles with a bay
dragon egg and learn
about his evil plot



SCENE 3 - PALACE BALLROOM

The Queen, Muddles and
Fairy are getting ready
for the Royal Ball



SCENE 4 - PALACE GARDENS

Micheal and the Princess are out in the palace gardens



SCENE 5 - BALLROOM

The Royal Birthday Ball where the Queen has invited some Princes to meet the Princess



SCENE 6 - PALACE GARDENS

The Princess runs out into the garden and meet Micheal. They have a fight and he rushes off. The Evil Underlord arrives in disguise with a rose and the Princess pricks her finger. The fairy casts a spell for her to sleep for 100 years



SCENE 7 - PALACE GARDENS

The Fairy casts a spell to make the Queen, Micheal and Muddles into statues and wake up in 100 year to rescue the princes,



SLEEPING BEAUTY

VISUAL STORY

ACT 2

SCENE 1 – PALACE GARDENS

The Fairy wakes everyone up after 100 years. They go in search of the Princess and to get a magic Axe from the evil underlord



SCENE 2 – PALACE GARDENS

In the dreams of the Princess



SCENE 3 - PALACE GARDENS

The Queen and Muddles
have fun along the way



SCENE 4 - UNDERLORDS LAIR

We make it to the
Underlords lair to get a
magic Axe and meet a
dragon that has grown
up in 100 years. Scary
Scene with ghost and
werewolves



SCENE 5 - PALACE GARDENS

We try to get through the thorns and find a rose to wake the Princess



SCENE 6 - PALACE BALLROOM

Micheal arrives with a rose and wakes up the princess with the smell of the rose. The underlord turns nice and we celebrate the Princess's Birthday



SCENE 7 - FAIRYLAND

Muddles and the Fairy
Sing a Silly Song with the
Audience



SCENE 8 - BIRTHDAY PARTY

All the actors take a bow
and we celebrate with a
big party



ON YOUR ARRIVAL

Pavilion Theatre has two main entrances that both have automatic doors. The box office entrance has step free access leading to an automatic door to the right hand side and the Pavilion Atrium entrance has a ramp to the right of the steps, leading to an automatic door at the back on the pier.



IN THE BOX OFFICE FOYER

If you use the main entrance you find yourself in the Box Office foyer, if you use the automatic door you can make your way past the Box office counter to the auditorium doors



IN THE PAVILION ATRIUM

If you use the Pavilion Atrium entrance you find yourself in the pavilion atrium Foyer. If you use the automatic door you can make your way into the pavilion atrium where you will find the bar, foyer and toilets.



Sometimes the Box Office foyer and the Pavilion Atrium can be quite busy before a performance while people wait to go into the theatre.



TOILETS

We have accessible toilets available in the Pavilion Atrium foyer and an accessible toilet as you go into the Pavilion auditorium from the Pavilion Atrium.

COLLECTING TICKETS

If you are going to see a performance you might need to collect your ticket. To do this, go to the box office office and a member of staff will help you.



ASKING FOR HELP

If you need any help, please ask any member of staff who can be identified by a badge. They are very friendly and can help if you are worried or have any questions.

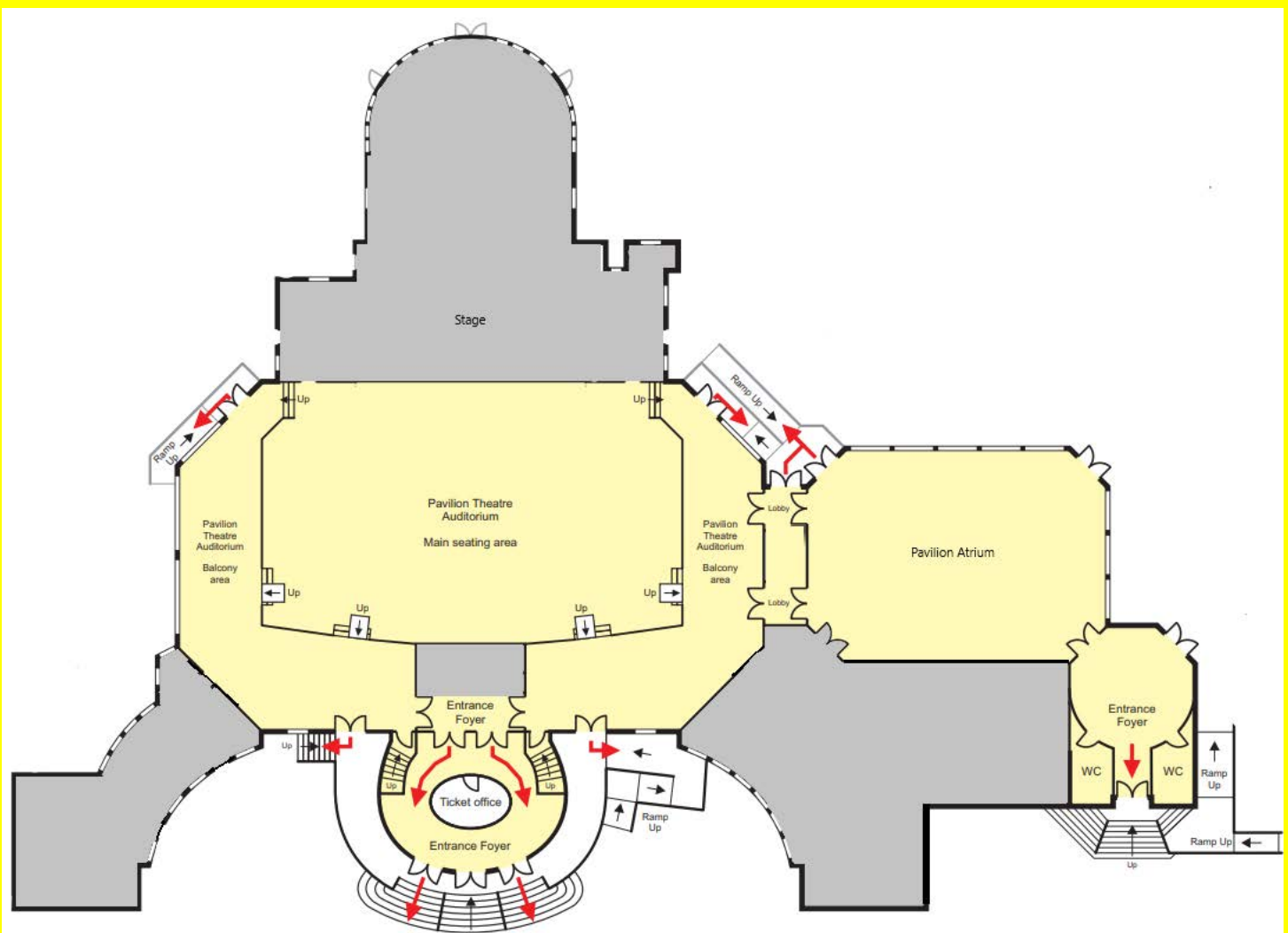
FOOD AND DRINK

If you want to buy drinks or snacks you can buy them from the bar or the kiosks in the pavilion auditorium.



MAP OF THE PAVILION THEATRE

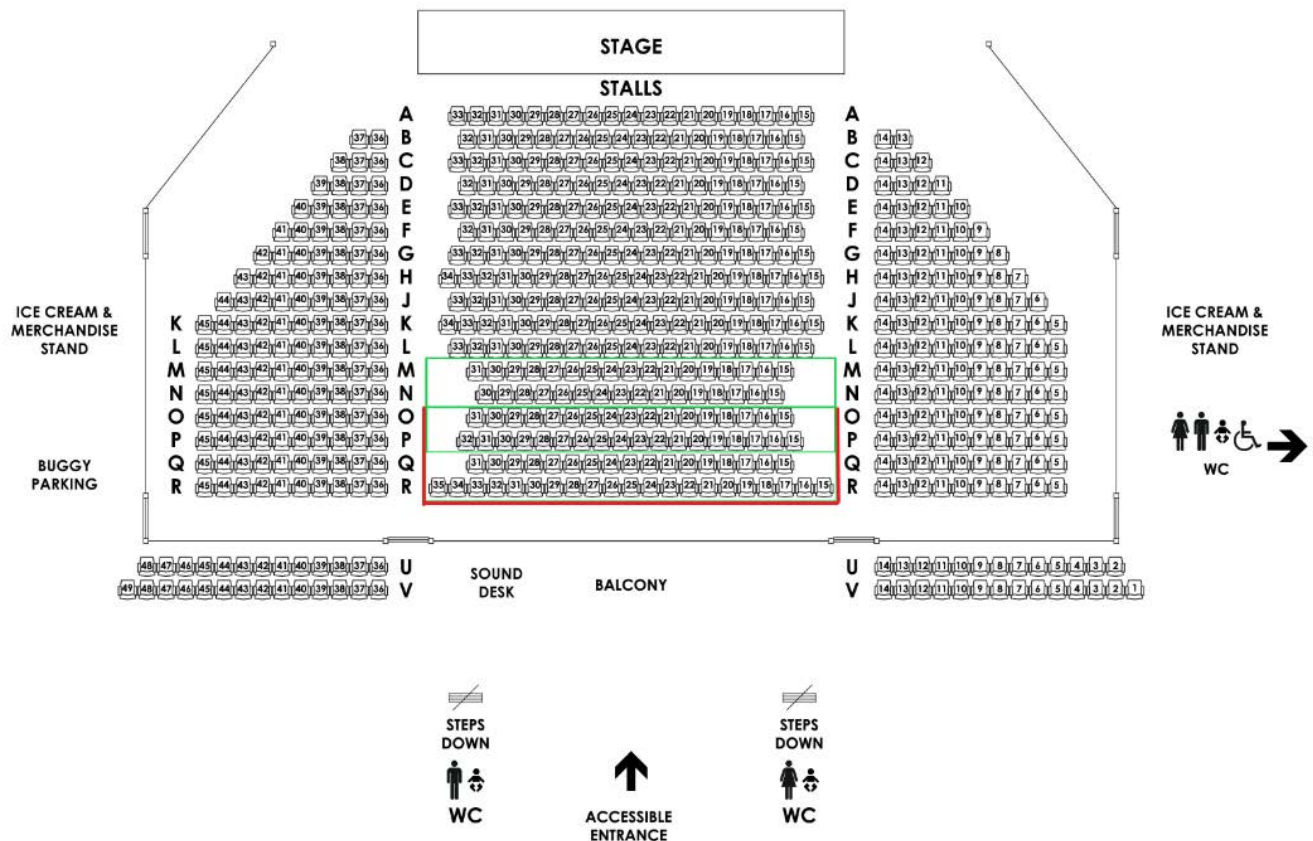
Pavilion Theatre Ground Floor



INSIDE THE PAVILION AUDITORIUM



Worthing Pavilion Theatre - Pantomime Seating Layout



WHAT TO EXPECT IN THE THEATRES

Your seat number will be on your ticket and an usher will show you to your seat.

When the performance is going to start the lights will dim slowly and the theatre will be slightly darker than when you arrived.

When everyone is ready the actors will come out onto the stage and the performance will begin.

During the play you might feel happy or sad. It is ok to laugh or feel sad if you want to.

If you would like to take some time out during the performance you may leave at any time and find a seat in the pavilion atrium until you are ready to go back in.

You will know it is the end of the performance because the actors will take a bow. Everyone will clap their hands to show the actors that they enjoyed the play.

ACCESSIBILITY

We are committed to being accessible and welcoming to everyone. To make your visit as enjoyable as possible we have put together this quick guide to Pavilion Theatre, what to expect and finding your way around. Whether you are coming to watch the pantomime, take part or watch a show, we want you to feel as comfortable and relaxed as you would in your own home.



Captioned Performances

Speech is relayed live onto a screen, similar to television subtitles and ideal for those who may find it difficult hearing every word



British Sign Language performances

A BSL interpreter will stand in a visible position and interpret the spoken and heard elements of the performance



Relaxed and dementia friendly Performances

Aimed at anyone who would benefit from a laid back environment, so that everyone can enjoy live performance in an environment that is comfortable and supportive.